

Standard Roll Dispensers



U803

U804

U803—Surface Mounted Single Toilet Tissue Hooded Dispenser. (Vandal resistant). Unit is fabricated of #18 gauge, type 304, 18-8 alloy stainless steel with a #4 satin finish on all exposed surfaces. Sloping top prevents placement of articles. Unit is provided with a commercial quality pin tumbler lock and keyed like all other **A&J** units.
Overall Size: 5¼"W x 6⅝"H x 4¼"D across unit top.

U804—Surface Mounted Dual Toilet Tissue Hooded Dispenser.
Same as U803, except has double roll capacity.
Overall Size: 10½"W x 6⅝"H x 4¼"D across unit top.



U805


U806

U805—Surface Mounted Single Roll Toilet Tissue Dispenser. Unit back and arms are fabricated of die-cast aluminum alloy with a satin matte finish. Spindle is fabricated of impact resistant ABS plastic. Unit is designed with controlled delivery which allows one half revolution and rocking action. Unit dispenses all standard core rolls to the largest diameter. Spindles are spring locked to prevent theft and cannot be removed until paper roll is depleted.
Base Dimension: 6½"L x 1¾"H x 4"D

U806—Surface Mounted Double Roll Toilet Tissue Dispenser.
Base Dimension: 13"W x 1¾"H x 4"D

***U805-NC/U806-NC**—Same as the U805 & U806 Surface Mounted Toilet Tissue Dispenser with Non-Control Delivery in lieu of Control.

Toilet Paper Dispensers: All dispensers that are to meet ADA codes cannot have any type of controlled delivery (4.16).



U811

U812

U811—Surface Mounted Single Roll Toilet Tissue Dispenser. Unit is fabricated of #20 gauge steel with a bright chrome finish. Tension spring controls delivery and locking mechanism prevents removal of roll until paper supply is depleted.
Base Dimension: 6"L x 2¾"H x 4¼"D
Capacity: 1500 sheet single ply, or 500 sheet double ply

U812—Surface Mounted Double Roll Toilet Tissue Dispenser. Same as U811, except with a double roll capacity.
Base Dimension: 12¼"L x 2¾"H x 4¼"D




U813

U814

U813—Surface Mounted Single Roll Toilet Tissue Dispenser. Bright chrome plated die cast. Dispenser has one arm hinged for quick, easy filling. Fixed arm contains concealed tension springs to control delivery. Unit dispenses all standard core rolls.
Base Dimension: 5½"L x 2¾"H x 4¼"D
Capacity: 1500 Sheet single ply, or 500 sheet double ply

U814—Surface Mounted Double Roll Toilet Tissue Dispenser. Same as U813, except with a double roll capacity.
Base Dimension: 10½"L x 2¾"H x 4¼"D




U816-42

U815-42: Surface Mounted Shelf with Dual Toilet Tissue Dispenser. Fabricated #18 gauge stainless steel shelf with a #4 satin finish on all exposed surfaces. All corners are rounded and deburred for safety.
Overall Size: 16"W x 4"H x 5"D

U816-42: Same as U815-42 with flip top ash tray.

Jumbo Roll Dispensers



U833

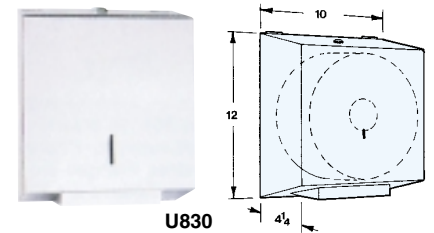
U835

U833: Surface Mounted Jumbo Roll Center Pull Dispenser—Unit is fabricated of, high impact ABS material with translucent cover Unit will dispense one, 9" diameter roll from center of the cover. Roll does not require a spindle. Patented center pull nozzle allows a clean & safe dispensing area for paper. Unit may be semi-recessed into wall up to 3½" deep without the need for collars. Cover is secured with special key. When mounted properly unit complies with ADA code.
Overall Size: 10⅞" diameter x 6¾"D
Capacity: One 9" diameter roll, coreless. ♿

U835: Surface Mounted Jumbo Roll Center Pull Dispenser. Fabricated of type 304 #22 gauge stainless steel with a translucent center pull nozzle. Roll does not require a spindle and allows a clean safe dispensing area that is in full view of the operator at all times. Dispenser will comply with ADA code when mounted properly. Cover is secured with a pin tumbler type lock keyed like all other A&J cabinets.
Overall Size: 10¼"W x 12¼"H x 6¼"D
Capacity: One 9" diameter coreless roll. ♿

UNIT	OVERALL SIZE	CABINET	SIZE OF ROLL
U833	10" Dia. x 6½"D	Plastic	9" Dia.
U833-12	14" Dia. x 6½"D	Plastic	12" Dia
U835	10¼"W x 12¼"H x 6¼"D	Stainless Steel	9" Dia
U835-12	4"W x 15¾"H x 6¼"D	Stainless Steel	12" Dia.
U835-DB	20¼"W x 12"H x 6¼"D	Stainless Steel	Dual 9" Dia.

*Call **A&J** for center pull coreless toilet tissue paper information.



U830

U830—Surface Mounted Jumbo Roll Toilet Tissue Dispenser. Cabinet is fabricated of type 304 #22 gauge stainless steel. Toilet tissue roll is equivalent to 6 rolls of standard toilet tissue. Product capacity indicator is located on front of unit that allows a visual indication of tissue level.
Overall Size: 10"W x 12"H x 4¼"D
Capacity: One 9" O.D. Roll

U831—Surface Mounted Jumbo Roll Toilet Tissue Dispenser. Same as the U830 but will hold one jumbo roll toilet tissue roll equivalent to 12 standard rolls.
Overall Size: 13¾"W x 15½"H x 4¼"D
Capacity: One 12" O.D. Roll



U832

U832—Surface Mounted Dual Jumbo Roll Toilet Tissue Dispenser. Cabinet is fabricated of type 304 #18 gauge stainless steel. Unit will dispense two 9" diameter rolls of toilet tissue.
Overall Size: 20¼"W x 12"H x 4¼"D



UP830

UP832

UP831

UP830: Surface Mounted Jumbo Roll Dispenser—Unit is fabricated of high impact ABS material with gray back and translucent cover. Unit will dispense one, 9" dia. roll of single ply toilet tissue. Cover is secured with special key.
Overall Size: 10¾"W X 11¾"H X 4⅞"D
Capacity: One 9" diameter single ply roll. Minimum core dia. of 2⅝"

UP831: Surface Mounted Jumbo Roll Dispenser—Unit is fabricated of high impact ABS material with gray back and translucent cover. Unit will dispense one, 12" dia. roll of single ply toilet tissue. Cover is secured with special key.
Overall Size: 14¼"W X 15½"H X 5"D
Capacity: One 12" diameter single ply roll. Minimum core dia. of 2¾"

UP832: Surface Mounted Twin Jumbo Roll Dispenser—Unit is fabricated of high impact black ABS material with translucent cover. Unit will dispense two, 9" dia. rolls of single ply tissue. Unit is supplied with two keys molded into back of unit. 3" diameter roller can be detached to convert over to a minimum 1¾" dia. core. Sliding panel at bottom allows accessibility to second roll when first is depleted.
Overall Size: 20¼"W x 11¾"H x 5"D
Capacity: Two 9" diameter single ply rolls.