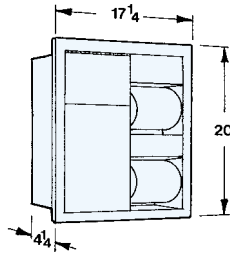


Toilet Paper Dispensers: All dispensers that are to meet ADA codes cannot have any type of controlled delivery (4.16).



U864



U864-Recessed Dual Roll Toilet Tissue Dispenser and Sanitary Napkin Disposal.
Overall Size: 17¹/₄"W x 20"H x 4¹/₄"D
Wall Opening: 15³/₄"W x 18¹/₂"H x 4"D
Capacity: 2 standard rolls, 5¹/₂" O.D. max.
Waste Capacity: 2 gallons (.26 cu.ft.)





U865



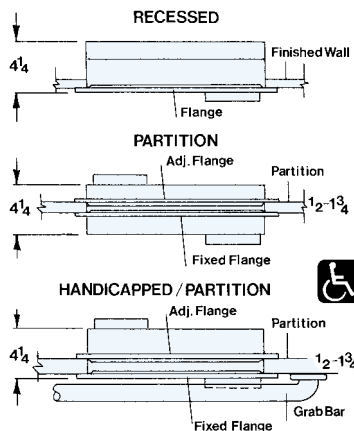
U865A

U865-Partition Mounted Dual Roll Toilet Tissue Dispenser and Sanitary Napkin Disposal.
Overall Size: 17¹/₄"W x 20"H x 4¹/₄"D
Partition Opening: 15³/₄"W x 18¹/₂"H; adjustable for partitions 1/2" to 1 1/4" in thickness.
Capacity: 4 standard rolls, 5¹/₂" O.D. max.
Waste Capacity: 2 gallons (.26 cu.ft.)

U865H-Same as U865 except one flange is flush mounted to allow grab bar installation. 

U865AH-Same as U865H except napkin disposal is blanked off for installation in men's washrooms. 

NOTE: All sanitary napkin waste disposals are secured with a lock and keyed like all other A&J cabinets.



U946

U946-Surface Mounted Child Protection Seat. Fabricated of high impact ABS material with safety straps that extend over shoulders and between legs for added security. Unit will withstand a static load up to 150 lbs. when properly installed.
Overall Size: 12"W x 19"H x 5³/₄"D (Closed) 12¹/₂" (Open)



U901

U901: Surface Mounted Make-Up/ Shaving Mirror w/ Extended Arm. Highly polished stainless steel with adjustable arm. Mirror will rotate 360 degrees with 2.5X magnification on one side and 4X magnification on the other.
Overall Size: 15"W x 14" max. ext.
Mirror Diameter: 7⁵/₈"



U945V



U945H

U945H-Surface Mounted Baby Changing Station. Unit is fabricated of high impact ABS material with a disposable liner dispenser and security safety straps to hold child in place. Concealed shock absorber mechanism ensures smooth opening and closing of unit. (H: Horizontal Mounted V: Vertical Mounted).
Overall Size: 35"W x 20"H x 4"D (Horizontal) 19¹/₂" Ext.w/open 22"W x 35¹/₂"H x 5"D (Vertical) 35" Ext. w/open
Colors: Standard is white, optional grey



U938-Surface Mounted Retractable Clothesline. Clothesline has a chrome plated cover and flange. Maximum length of nylon clothesline is 72" and retracts out of sight when not in use.



U922 U923 U924

U922-Surface Mounted Two Guest Towel Rack. Towel holders are chrome plated steel with a high polish. Unit holds two of each of the following: bath towels, hand towels and wash cloths.
Overall Size: 6¹/₂"W x 12¹/₄"H

U923-Surface Mounted Three Guest Towel Rack. Same as U922, except it's capacity is three of each towel.
Overall Size: 6¹/₂"W x 17¹/₄"H

U924-Surface Mounted Four Guest Towel Rack. Same as U922, except with a capacity of four of each towel.
Overall Size: 6¹/₂"W x 22¹/₄"H

(Note: For drying rods, add suffix A to U922, U923, U924 ex: U924A)



U974

U975

U977

U974-Counter Top Paper Towel Dispenser/Waste Receptacle Push Panel Door -Unit is fabricated of type 304, #22 gauge stainless steel with a #4 satin finish on all exposed surfaces. Push panel, self closing door is welded to frame on a full length piano hinge.
Capacity: 300 C-fold or 400 multi-fold
Overall Size: 12³/₄"W x 14¹/₄"L x 11¹/₂"D

U975-Counter Top Paper Towel Dispenser. Unit is fabricated of type 304, #22 gauge stainless steel with a #4 satin finish on all exposed surfaces. Side springs provide tension to hold towels in place and permit easy loading.
Capacity: 300 C-fold or 400 multi-fold
Overall Size: 4¹/₄"W x 12"L x 11¹/₂"D

U976-Counter Top Paper Towel Dispenser. Same as U975 except unit is provided with a 1" flange.
Overall Size: 6"W x 12³/₄"L x 11¹/₂"D
Minimum clearance under countertop is 11¹/₂"
Capacity: 300 C-fold or 400 multi-fold

U977-Counter Top Waste Receptacle Push Panel Door - Unit is fabricated of #22 gauge stainless steel with a #4 satin finish on all exposed surfaces. Push panel door is self closing.
Overall Size: 6⁷/₁₆"W X 14¹/₄"L