

**FEDERAL SPECIFICATIONS**


All mirrors described in the following specifications meet Federal Specifications as put forth. In particular mirror frames are in accordance with Federal Specifications DD-M-00411b, Class 2, Style E and Superseding with stainless of type 302/304. Mirror glass is in accordance with Federal Specification DD-G-00451b for plate glass, Type 1, Class 1 of mirror glazing quality and guaranteed 15 years, against silver spoilage.



U700

U705

**J Mold Mirrors**



U717

**U717: "J" Mold Frame Mirrors**— $\frac{1}{4}$ " plate glass mirrors mounted in type 304 #18 gauge stainless channel with  $\frac{1}{4}$ " thick tempered masonite filler strips. Mirror application is ideal for oversized mirrors. Styles available are 1, 2, and 4 sided "J" mold. Recommended maximum size one piece mirror is 120"W x 48"H.

**U717-1:** One sided "J" mold (Bottom)

**U717-2:** Two sided "J" mold (Top & Bottom)

**U717-4:** Four sided "J" mold

**SCL-J:** Stainless steel clips for J mold mirror



U701S

**U7018B: Frameless Stainless Steel Mirrors**—Unit is fabricated of #8 architectural bright reflective finish, type 304 #20 gauge stainless steel.  $\frac{1}{4}$ " returns with tempered masonite backing provides maximum rigidity. Recommended sizes: 16" x 16" up to 36" x 72".

**U701S: Frameless Stainless Steel Mirror**—Fabricated of 430 bright annealed finish with  $\frac{1}{4}$ " returns to wall surface and tempered masonite backing. Recommended sizes 16" x 16" up to 24" x 36".

**\* NOTE:** Stainless steel mirrors reflect images different in optic quality than glass. There is a slight distortion which increases proportionately with the mirror size.

**Mirrors:** Bottom edge reflective surface cannot be mounted at a height no higher above finished floor than 40". (4.19.6)

**Angle Frame**

**U700—Stainless Steel Angle Framed Mirror.** Mirror frame fabricated of #18 gauge type 304 stainless steel, one piece roll formed  $\frac{3}{4}$ " X  $\frac{3}{4}$ " angle with corners mitered, heliac welded and ground smooth to a #4 brush satin finish. No. 1 quality,  $\frac{1}{4}$ " polished plate glass mirror, silver coated and sealed with electrolytic copper plating. Back plate is fabricated of #20 gauge pre-coated steel which secures padding and water resistant fillers behind mirror. Concealed hangers are permanently formed to back plate, and matching hangers are provided for mounting to wall. When mirror is installed, locking device automatically sets for theft-resistant mounting.

**U705—Stainless Steel Angle Framed Mirror/Shelf Combination.** Angle frame mirror assembly same as above. Shelf shall be furnished as one piece, welded to full width of frame. #18 gauge stainless steel angle gussets permanently welded to ends for vertical support. Shelf projects 5" with sides turned down  $\frac{1}{2}$ ". Front has  $\frac{1}{2}$ " return to form rolled edge for rigidity. Entire surface finished to match mirror frame.

**Channel frame**

**U711—Stainless Steel Channel Framed Mirror.** Mirror frame fabricated of #20 gauge stainless steel. one piece formed  $\frac{1}{2}$ " x  $\frac{1}{2}$ " x  $\frac{1}{2}$ " channel, with corners precision mitered and reinforced to a hairline joint. Entire frame to be #4 brush satin finish. No. 1 quality,  $\frac{1}{4}$ " polished plate glass mirror, silver coated and sealed with electrolytic copper plating. Back plate of #20 gauge pre-coated steel which secures padding and water resistant fillers behind mirror. Concealed hangers are permanently formed to back plate, and matching hangers are provided for mounting to wall. When mirror is installed, locking device automatically sets for theft-resistant mounting.

**U716—Stainless Steel Channel Framed Mirror/Shelf Combination.** Channel frame mirror assembly same as above. Shelf shall be furnished as one piece, welded to full width of frame. #18 gauge stainless steel angle gussets permanently welded to ends for vertical support. Shelf projects 5" with sides turned down  $\frac{1}{2}$ ". Front has  $\frac{1}{2}$ " return to form rolled edge for rigidity. Entire surface finished to match mirror frame.

**U710/U715 Series:** Same high quality plate glass mirror and stainless steel channel frame as the U711/U716 series. Hanging device is formed to back plate for ease of mounting. Star cluster mounting automatically sets for theft resistant mounting.

**U701: Frameless Plate Glass Mirror:**  $\frac{1}{4}$ " thick polished edge mirror is fabricated of number 1 quality polished plate glass with silver coating and sealed with electrolytic copper plating. Unit can be mounted with Lucite plastic clips or stainless steel clips. For oversized mirrors, **A&J** recommends a minimum of a one sided "J" mold mirror/frame. **\*Optional:** BE: Beveled Edge  $\frac{1}{4}$ " thick frameless mirror with  $\frac{1}{2}$ " beveled edge.



U702

**U702—Stainless Steel Adjustable Tilt Angle Framed Mirror.** Mirror frame assembly to be same as our U700 Series Angle Frame Mirrors. Mirror designed for use of wheelchair persons. Adjustable elbow hinges are provided on both sides of mirror to allow 7" maximum tilt at top. Mirror mounts to wall with full length stainless steel piano hinge at bottom.

U702/703 Standard Sizes	
16 X 24	18 X 30
18 X 24	24 X 30
	24 X 36

\*width X height

**U703—Stainless Steel Adjustable Tilt Channel Framed Mirror.** Mirror frame assembly to be same as our U710 Series Channel Framed Mirrors. Mirror designed for use of wheelchair persons. Adjustable elbow hinges are provided on both sides of mirror to allow 7" maximum tilt at top. Mirror mounts to wall with full length stainless steel piano hinge at bottom.



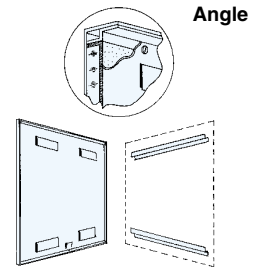
U704

U704 Standard Sizes	
16 X 30	24 X 30
18 X 30	24 X 36
	16 X 24

\*width X height

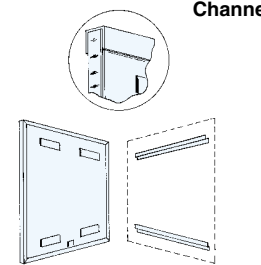
**MIRROR OPTIONS**

- VC— SAFETY GLASS, VINYL CLAD BACK
- LG— LAMINATED GLASS (3 SQ. FT. MINIMUM)
- T— TEMPERED GLASS
- PM— PLASTIC ACRYLIC MIRROR
- S— S/S BRITE ANNEALED FINISH
- 8B— #8 S/S REFLECTIVE SURFACE
- CL— MIRROR CLIPS FOR U701 (pack of 6)
- CM— DOUBLE CHANNEL CENTER MOLDING (U717)



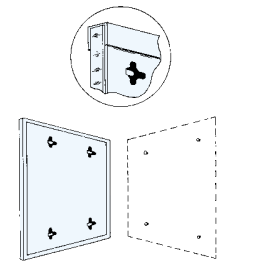
Angle

U700 / U705



Channel

U711 / U716



U710 / U715

**U704—Stainless Steel Fixed Tilt Mirror.** Frame shall be fabricated of #18 gauge, type 304 18-8 stainless steel, fully welded one-piece construction with a #4 satin finish. Mirror projects from wall 4" at top and tapers to 1" at bottom for use of wheelchair persons. Mirror surface to be  $\frac{1}{4}$ " polished plate glass with electrolytic copper plating. Back plate shall be of #20 gauge galvanized steel which assembles to frame, concealing theft resistant mounting.

**U704/792—Fixed Tilt Mirror/Shelf.** Fixed tilt mirror with a 5" shelf at bottom. Shelf width will equal width of mirror and mounted as two individual units.