

GRAB BARS

Tubing:

Type 304 #18 gauge stainless steel with O.D. of 1 1/4" or 1 1/2".

1" O.D. available on request.

Tubing Finish:


Standard: #4 satin finish with an optional "Peened Finish" (safety grip) Use suffix "X".

Powder Coat: (PC) Standard bar Powder Coated in white or provide color swatch for matching. (Snap Flange only)


Polished Brass: (PB) Brightly polished brass with a polyurethane coating. (Snap Flange only)

Polished Stainless: (PS) Brightly polished stainless steel. Optional "Peened Finish" (non-slip) Suffix: "X" (Snap Flange only)


STANDARD BARS



SPECIAL SURFACE BARS



RAILINGS



Wall Clearance:

This is commonly known as "Bar Offset". All A&J bars have a 1 1/2" clearance between the mounting surface and inside of bar to meet Federal Specification WW-P-541/8b with the exception of wall to floor bars and other special fabrications.

Installation:

In-wall type mounting is recommended to insure maximum strength and rigidity to add to the integrity of the bar. Proper fasteners must be used per application to insure the safety of the user. Mounting kit is required for each flange. Kits and other mounting devices are not included with the bars and must be ordered separately.

Load Bearing: All standard straight bars have been designed and manufactured to support loads in excess of 300 lbs. when properly installed.

Sizing Bars:

All bars are measured centerline to centerline. Three sided bars (Example "V" style bars) must have finished wall sizes supplied when pricing and ordering.

*1" dia grab bars available on request

SERIES	DIA.	TYPE FLANGE	TYPE FINISH	WALL CLEARANCE
UG2	1 1/4"	SNAP-ON	SATIN	1 1/2"
UG2X	1 1/4"	SNAP-ON	PEENED	1 1/2"
UG3	1 1/2"	SNAP-ON	SATIN	1 1/2"
UG3X	1 1/2"	SNAP-ON	PEENED	1 1/2"
UG20	1 1/4"	CONCEALED	SATIN	1 1/2"
UG20X	1 1/4"	CONCEALED	PEENED	1 1/2"
UG30	1 1/2"	CONCEALED	SATIN	1 1/2"
UG30X	1 1/2"	CONCEALED	PEENED	1 1/2"
UG120	1 1/4"	EXPOSED	SATIN	1 1/2"
UG120X	1 1/4"	EXPOSED	PEENED	1 1/2"
UG130	1 1/2"	EXPOSED	SATIN	1 1/2"
UG130X	1 1/2"	EXPOSED	PEENED	1 1/2"

***A&J Washroom Accessories grab bars comply with ADA code and are available in various styles and sizes. Check all state and local codes for proper mounting heights and locations.**

SERIES	DIA.	TYPE FLANGE	TYPE FINISH	WALL CLEARANCE
UGPC2	1 1/4"	SNAP-ON	POWDER COAT	1 1/2"
UGPC3	1 1/2"	SNAP-ON	POWDER COAT	1 1/2"
UGPB2	1 1/4"	SNAP-ON	POLISHED BRASS	1 1/2"
UGPB3	1 1/2"	SNAP-ON	POLISHED BRASS	1 1/2"
UGPS2	1 1/4"	SNAP-ON	POLISHED STAINLESS	1 1/2"
UGPS3	1 1/2"	SNAP-ON	POLISHED STAINLESS	1 1/2"
UGPS2X	1 1/4"	SNAP-ON	POLISHED S/S PEENED	1 1/2"
UGPS3X	1 1/2"	SNAP-ON	POLISHED S/S PEENED	1 1/2"

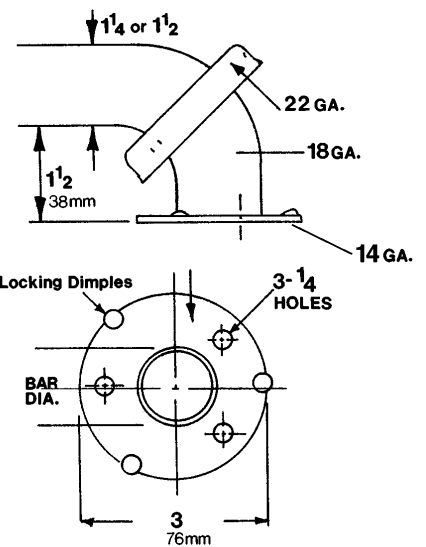
*Standard Powder Coat color is white. Other colors available on request.

RAILING SYSTEMS			
UNIT	DIA.	TYPE FLANGE	RETURNS
UG202	1 1/4"	SNAP-ON	FLANGE
*UG902	1 1/4"	SNAP-ON	NO FLANGE
UG203	1 1/2"	SNAP-ON	FLANGE
*UG903	1 1/2"	SNAP-ON	NO FLANGE
UG220	1 1/4"	CONCEALED	FLANGE
*UG920	1 1/4"	CONCEALED	NO FLANGE
UG230	1 1/2"	CONCEALED	FLANGE
*UG930	1 1/2"	CONCEALED	NO FLANGE
UG212	1 1/4"	EXPOSED	FLANGE
*UG912	1 1/4"	EXPOSED	NO FLANGE
UG213	1 1/2"	EXPOSED	FLANGE
*UG913	1 1/2"	EXPOSED	NO FLANGE

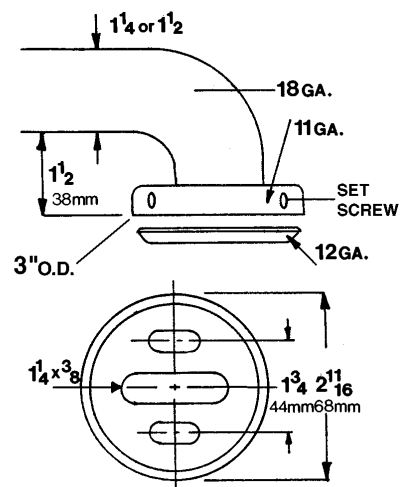
NOTE: 1" dia. railings are not available.

* All railings indicated with an * have 90° returns to wall surface without any flanges (Capped ends). (See photos for proper identification)

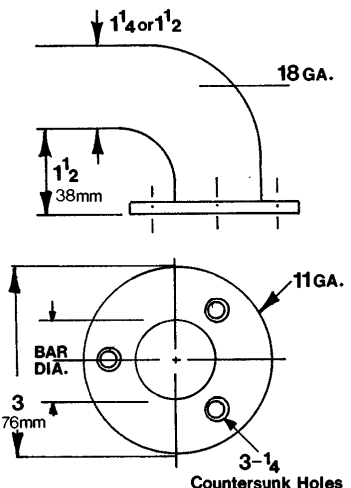
* Add Suffix: X- to indicate peened surface.



Concealed Snap Flange: 3" O.D. deep drawn type 304 #22 gauge #4 satin finish stainless steel. #14 gauge stainless steel mounting plate is heliarc welded to bar with three (3) mounting points.



Concealed Set Screw: 3" O.D. deep drawn type 304 #11 gauge #4 satin finish stainless steel. #12 gauge pre-plated steel tennon plate. Flange is secured to plate by means of four (4) 1/4" -20 stainless steel tamper resistant set screws.



Exposed: 3" O.D. type 304 #11 gauge #4 satin finish stainless steel with three (3) countersunk mounting points (for 1/4" dia fasteners) Flange is heliarc welded to form one-piece construction.