

**Combination Paper Towel Dispenser and Waste Receptacle**



**U642**

**U642—Recessed Paper Towel Dispenser and Waste Receptacle.**

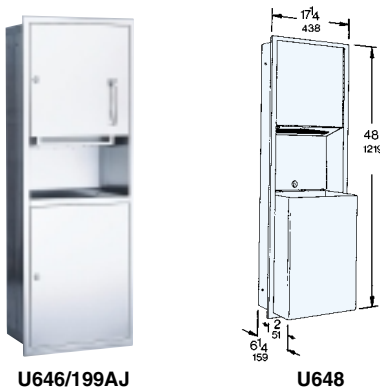
**Overall Size:** 17¼"W x 48"H x 4¼"D  
**Wall Opening:** 15¾"W x 46½"H x 4"D  
**Capacity:** 600 C-Fold or 800 Multifold  
**Waste Capacity:** 4 gallons

**U643—Recessed Paper Towel Dispenser and Waste Receptacle.**

**Overall Size:** 17¼"W x 48"H x 6¼"D  
**Wall Opening:** 15¾"W x 46½"H x 6"D  
**Capacity:** 600 C-Fold, 800 Multifold or 1200 Singlefold  
**Waste Capacity:** 6.5 gallons

**U644—Recessed Paper Towel Dispenser, Waste Receptacle and Mirrored Door.**

**Overall Size:** 17¼"W x 48"H x 4¼"D  
**Wall Opening:** 15¾"W x 46½"H x 4"D  
**Capacity:** 600 C-Fold or 800 Multifold  
**Waste Capacity:** 4 gallons



**U646/199AJ**

**U648**

**U645—Recessed Paper Towel Dispenser, Waste Receptacle and Mirrored Door.**

**Overall Size:** 17¼"W x 48"H x 6¼"D  
**Wall Opening:** 15¾"W x 46½"H x 6"D  
**Capacity:** 600 C-Fold, 800 Multifold or 1200 Singlefold  
**Waste Capacity:** 6.5 gallons

**U646/199AJ—Recessed Cabinet with Waste Receptacle and Roll Towel Dispenser.**

**Overall Size:** 14¼"W x 48"H x 10"D  
**Wall Opening:** 12¾"W x 46½"H x 10"D  
**Capacity:** One 8" or 9" wide roll towel, 7/8" O.D.  
**Waste Capacity:** 8.5 gallons

**U647/199AJ—Recessed Cabinet with Waste Receptacle and Roll Towel Dispenser.**

**Overall Size:** 17¼"W x 48"H x 10"D  
**Wall Opening:** 15¾"W x 46½"H x 10"D  
**Capacity:** One 8" or 9" wide roll towel, 7/8" O.D.  
**Waste Capacity:** 10.5 gallons

**U648—Recessed Paper Towel Dispenser and Extended Waste Receptacle.**

**Overall size:** 17¼"W x 48"H x 6¼"D  
**Wall Opening:** 15¾"W x 46½"H x 4"D  
**Towel Capacity:** 600 C-Fold or 800 Multifold  
**Waste Capacity:** 6.25 gallons  
 (Waste extends 2" from Cabinet)



**U650**



**U658**

**Recessed Paper Towel Dispensers and Extended Waste Receptacles.**

All extended waste receptacles are equipped with removable waste that is locked in place by a pin tumbler lock, keyed like all other **A&J Washroom Accessories** items.

**Optional:** CV-Covered Waste

**Overall Size:** 17¼"W x 54"H  
**Wall Opening:** 15¾"W x 52½"H




All units are Handicapped Accessible

Units	"A" Overall	"B" Extends	Wall Opening	Waste Capacity	Options
U650	8"	4"	4"	12 gal.	C,CV,VL1
U651	12"	8"	4"	21 gal.	C,CV,VL2
U652	8"	2"	6"	12 gal.	C,CV,VL1
U653	8"	1/2"	7 1/4"	12 gal.	C,CV,VL1
*U658	8"	4"	4"	12 gal.	C,CV,VL1

\*U658—Provided with Mirrored Door  
 \*Extended waste receptacles can be ordered separate.



**U654A**



**U654**

**U654—Recessed Paper Towel Dispenser and Waste Receptacle.**

**Overall Size:** 17¼"W x 54"H x 6¼"D  
**Wall Opening:** 15¾"W x 52½"H x 6"D  
**Capacity:** 600 C-Fold, 800 Multifold or 1200 Single Fold

**Waste Capacity:** 10 gallons  
**U654A**—Same as U654 except unit has a push waste cover.

**U655—Recessed Paper Towel Dispenser and Waste Receptacle with Mirrored Door.**

**Overall Size:** 17¼"W x 54"H x 6¼"D  
**Wall Opening:** 15¾"W x 52½"H x 6"D  
**Capacity:** 600 C-Fold, 800 Multifold or 1200 Single Fold  
**Waste Capacity:** 10 gallons

**U655A**—Same as U655 except unit has a push waste cover.

**U6544: Recessed Uni-Door Towel and Waste.**

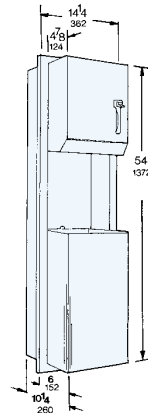
**Overall Size:** 17½"W x 54¼"H x 6¼"D  
**Wall Opening:** 15¾"W x 52½"H x 6"D  
**Capacity:** Towels: 600 C-fold or 800 Multifold or 1200 Singlefold  
**Waste:** 10 gallons

**U656—Recessed Paper Towel Dispenser and Waste Receptacle.**

**Overall Size:** 17¼"W x 54"H x 4¼"D  
**Wall Opening:** 15¾"W x 52½"H x 4"D  
**Capacity:** Paper Towels—600 C-Fold or 800 Multifold  
**Waste—**8 gallons  
**U656A**—Same as U656 except unit has a push waste cover.



**\*U659**



**U659—Recessed Roll Paper Towel Dispenser/Cabinet with Extended Waste Receptacle.**

Type 304 #18 gauge towel dispensing door is secured with pin tumbler lock concealing roll towel mechanism. Removable extended waste receptacle has recessed depth of 4" and extends 6" from cabinet body. Unit can be mounted in a 4" thick wall depth without the need of collars.

**Overall Size:** 14¼"W x 54"H x 10¼"D  
**Wall Opening:** 12¾"W x 52½"H x 4"D  
**Capacity:** One 8" or 9" wide roll, 7/8" O.D.  
**Waste Capacity:** 12 gallons



**U660/199AJ**



**U661**

**U660/199AJ—Recessed Paper Towel Cabinet with Extended Waste/Roll Paper Towel Dispenser.**

Roll paper towel dispenser is fabricated of high impact ABS material and permanently installed behind locked cabinet door. Cabinet body has a recessed depth of 10" and an extended waste receptacle of 2".

**Overall Size:** 17¼"W x 54"H x 12"D  
**Wall Opening:** 15¾"W x 52½"H x 10"D  
**Capacity:** One 8" or 9" wide roll, 7/8" O.D.  
**Waste Capacity:** 17 gallons

**U661—Same as the U660/199AJ with extended door to accommodate shelf behind cabinet door to store extra roll towels.**

**Waste Capacity:** 12 gallons  
**Towel Capacity:** One 8" or 9" wide roll, 7/8" O.D.  
**Storage:** Will depend on how many ft. per roll

CONVERSION CHART (cubic feet to gallons)			
cu. ft.	gal.	cu. ft.	gal.
.14	1	1.20	9
.40	3	1.34	10
.53	4	1.60	12
.67	5	1.74	13
.80	6	2.40	18
.94	7	2.80	21
1.07	8	4.80	36